



BASstat221C – BACnet Communicating Thermostat for Multi-Stage Heating/Cooling

The BASstat series of BACnet-compliant wired or wireless communicating thermostats are BTL listed to ensure effortless integration into BACnet/IP (Wi-Fi) or BACnet MS/TP (EIA-485) networks. These thermostats are suited for single or multi-stage heating, cooling and ventilation binary output control applications such as RTU or AHU. Configurable control algorithm parameters allow adaptability to the specific application. Adaptive control algorithm applied to multi-stage on/off control saves energy and ensures seamless comfort for the occupants. Built in temperature sensor, input for remote temperature sensor, or temperature override network command from Building Automation System. A built-in relative humidity sensor (in 221CH models) allows the thermostat to display relative humidity on the screen as well as serve it as a BACnet object, dew point calculation is also served as a BACnet object (no control action is taken based on humidity). Occupancy status can be set from thermostat buttons or over the BACnet network. Thermostat buttons are optionally lockable to prevent unauthorized control. Digital display with graphical icons is easy to read and understand.

Versatile Communication in Two Distinct Models

- Both models are BTL listed with B-ASC device profile
- BACnet MS/TP in B2 model MS/TP baud rates 9.6kbps - 76.8kbps
- BACnet/IP in BW2 model 802.11 b/g/n 2.4GHz Wi-Fi

Flexible Installation

- 24VAC (+/-10%) power input
- Digital Display with graphical icons of operation, °C or °F display
- Single or Multistage, Binary Outputs for RTU or AHU applications
- Manual or Auto-changeover modes



- Occupied / Unoccupied modes with 2 sets of Cool/Heat set points
- Effective run time accumulation for energy consumption calculations
- Built-in temperature sensor
- Built-in relative humidity sensor and dew point calculation value (in 221CH models)
- Remote temperature sensor input (NTC Thermistor 3kΩ)
- Networked current temperature override from BACnet client (BMS)
- Fully Configurable Algorithm control parameters: Deadband, Proportional Gain, Integral Rate, Stage Trip Points, Stage Widths, Short Cycle Delay, Maximum Cycles Per Hour
- Stand-alone operation with setpoints reset and schedule from BACnet BMS or optional full BACnet BMS control
- Non-volatile memory (EEPROM) retains user settings during power loss

- Lockable buttons / user interface
- Operating Environment:
 - 0-50°C, 5-95% RH (non-condensing)
- Wiring: 14 to 22 AWG wires or up to 1.5mm² wires
- Dimensions: 94×118×34 mm (W × H × D)
- Mounts directly onto wall, panel, standard 65×65 mm junction box (hole pitch 60 mm) or standard 2×4 inch vertical junction box (hole pitch 83.5 mm)

BASstat – Overview

The BASstat’s white backlit LCD display is large and easy to read, even from a distance. It incorporates graphical icons to aid visual indication of current state of operation. Several icons indicate parameters such as: Active Mode, Cooling stage 1 or 2, Heating stage 1 or 2, Ventilation Only, Fan Active, Occupied / Unoccupied state, and Clock icon to indicate Short Cycle Delay or Max Cycles per hour active waiting state. These icons are very useful in indicating the thermostat’s current state of operation.

Six buttons on the BASstat allow users to manipulate temperature set point, change HVAC modes, turn the thermostat ON/OFF, and more. Pressing the Set and Up/Down buttons can manually toggle the thermostat from occupied/unoccupied modes, where BACnet occupancy command is not an option. All 6 of these buttons are lockable in a configurable manner to prevent unauthorized configuration change. Some or all buttons can be locked for application flexibility, making the stat suitable for applications where limited user control is allowed.

Set-Point Icon
Displays set-point temperature while flashing

Snowflake Icon
Indicates working in Cooling mode

Rising Steam Icon
Indicates working in Heating mode

Wind Icon
Indicates working in Ventilation mode

Working Icon
Indicates mechanical Cooling/Heating Stage is engaged

Fan Status Icons
Indicate Fan status AUTO or Continuous. AUTO state when displayed. Fan active when icon is spinning. Fan speed indicator bars (some models are 1 speed only).

MODE Button
Changes modes Heat/Cool/Vent and used for accept/confirm button in Engineering menu

FAN Button
Toggle to change Fan mode: Auto or Continuous

UP & DOWN Buttons
Increase & decrease setting or previous/next item. Hold both buttons for 5 sec. to enter Engineering mode.

SET Button
Toggle Occupied/ Unoccupied Setting

ON/OFF Button
Turn thermostat On or Off

RH%
Value reading (221CH models only)

LCD
Displays temperature and working status

"1" Icon
"2" Icon
Cooling/Heating stage 1 on
Cooling/Heating stage 2 on

Sun Icon
Indicates Occupied status

Moon Icon
Indicates Unoccupied Status

Clock Icon
Indicates Short Cycle Delay or Max. Cycles per Hour for mechanical stages

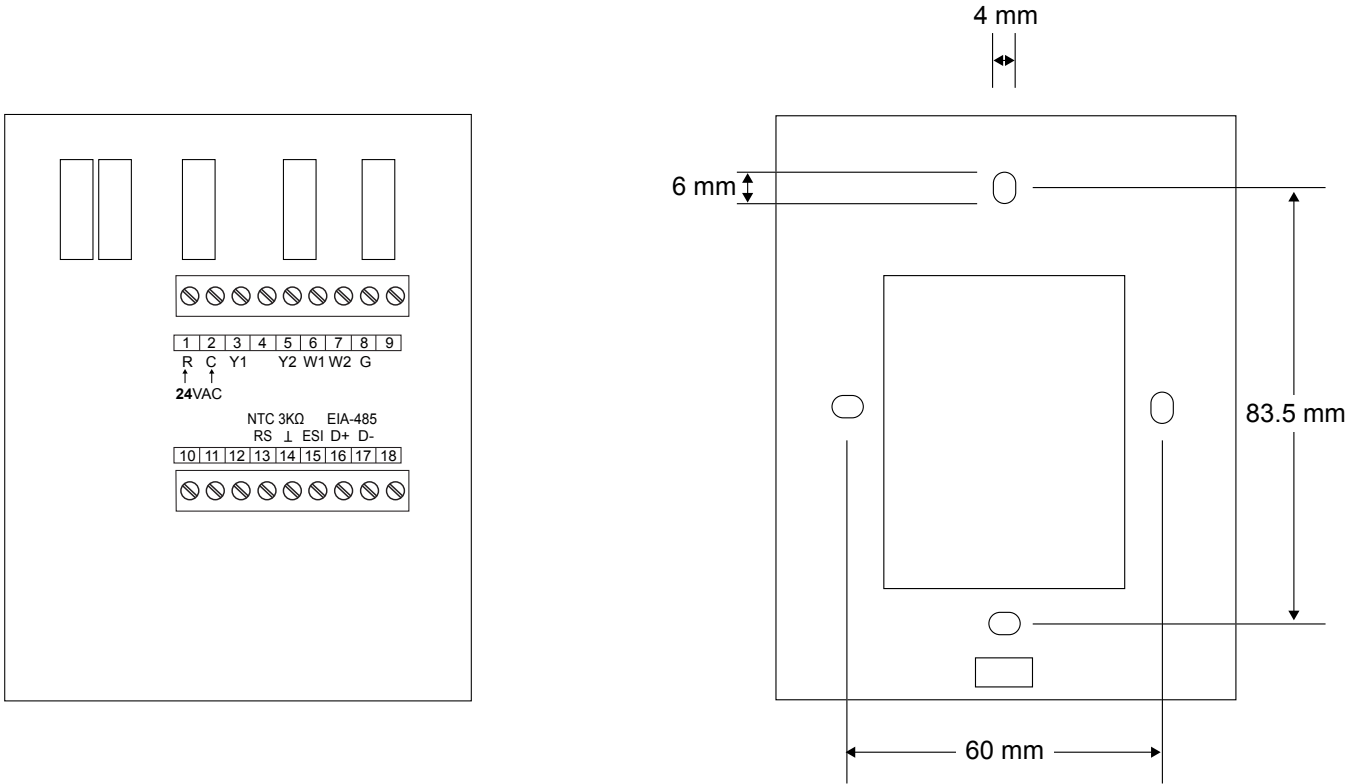
DP
Wi-Fi ACTIVE and connecting to network when flashing. Icon disappears upon successful connection. (BW2 Wi-Fi model only)

Wiring Diagram

Wiring: 14 to 22 AWG wires or up to 1.5mm² wires

Mounts directly onto wall, panel, standard 65x65mm junction box (hole pitch 60 mm) or standard 2x4 inch vertical junction box (hole pitch 83.5 mm)

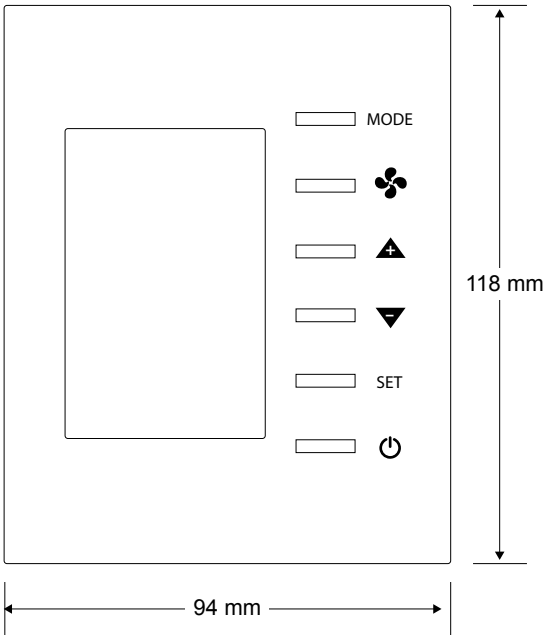
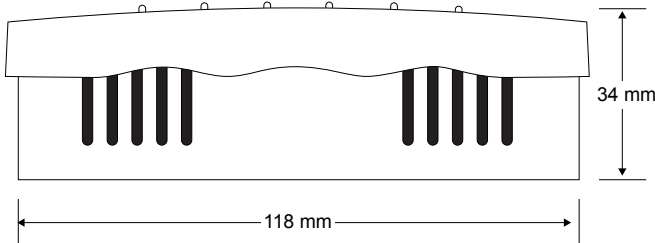
EIA-485 connection to pins 16(+) and 17(-) applicable to B2 - BACnet MS/TP model only. BW2 model uses Wi-Fi connectivity



Dimensions (all dimensions are in mm)

Dimensions:
 Width: 94mm
 Height: 118mm
 Depth: 34mm

Mounts directly onto wall, panel, standard 65x65mm junction box (hole pitch 60 mm) or standard 2x4 inch vertical junction box (hole pitch 83.5 mm)



Specifications

Functional

	B2 model	BW2 model
Compliance	EIA-485	IEEE 802.11b, 802.11g, 802.11n (single stream) 16.5dBm@11b, 14.5dBm@11g 13.5dBm@11n Frequency range: 2400MHz~2484MHz
Protocols supported	BACnet MS/TP	BACnet/IP
Cable length	4000 ft / 1200 m @76.8kbps (max)	N/A
Wi-Fi range	N/A	150ft. as defined by the standard (depending on obstructions) 54Mbps max data rate
Authentication	N/A	WEP, WPA/WPA2 PSK
Maximum Number of Devices	32 MS/TP devices (max)	N/A or depending on Wi-Fi router performance
Temperature Display Range	14 to 140°F (-10 to 60°C)	14 to 140°F (-10 to 60°C)
Temperature Display Resolution	0.1°F (0.1°C)	0.1°F (0.1°C)
Temperature Accuracy	±1.8°F (±1.0°C) with all outputs off	±1.8°F (±1.0°C) with all outputs off
Humidity Display Range (221CH models)	0 to 100 %RH	0 to 100 %RH
Humidity Display Resolution (221CH models)	0.1 %RH	0.1 %RH
Humidity Accuracy (221CH models)	± 2.0 %RH	± 2.0 %RH
Long-term Humidity Sense Drift (221CH models)	<0.25 %RH/year	<0.25 %RH/year

Electrical

Input	AC only	AC only
Voltage (V, ± 10%)	24	24
Power	5 VA	5 VA
Frequency	47–63 Hz	47–63 Hz

Environmental/Mechanical

Operating temperature	0°C to +50°C	0°C to +50°C
Storage temperature	-10 to +60°C	-10 to +60°C
Relative humidity	5–95%, noncondensing	5–95%, noncondensing
Protection	IP30	IP30
Weight	0.44 lbs. (.2 kg)	0.44 lbs. (.2 kg)

Regulatory Compliance

CE Mark; RoHS	
BW2 model Wi-Fi FCCID	P53-EMW3165-P



Electromagnetic Compatibility

The BASstat complies with the following specifications and bears the CE mark in accordance with the provisions of the Electromagnetic Compatibility (EMC) Directive 2004/108/EC based on the following specifications:

Standard	Test Method	Description
EN 61000-6-2	IEC 61000-4-2	Electrostatic Discharge Immunity
EN 61000-6-2	IEC 61000-4-3	Radiated, Radio-Frequency, Electromagnetic Field Immunity
EN 61000-6-2	IEC 61000-4-4	Electrical Fast Transit/Burst Immunity
EN 61000-6-2	IEC 61000-4-5	Voltage Surge Immunity
EN 61000-6-2	IEC 61000-4-6	Immunity to Conducted Disturbances
EN 61000-6-2	IEC 61000-4-8	Power Frequency Magnetic Field Immunity
EN 61000-6-2	IEC 61000-4-11	Voltage Dips and Interruptions
EN 61000-6-3	IEC 61000-3-2	Limits for Harmonic Current Emissions
EN 61000-6-3	IEC 61000-3-3	Limitation of Voltage Fluctuations and Flicker in Low Voltage Supply Systems

Ordering Information

Model	Description
BAST-221C-B2	BACnet MS/TP Thermostat 2-Heat, 2-Cool, 1-Fan, Wired
BAST-221C-BW2	BACnet/IP Thermostat 2-Heat, 2-Cool, 1-Fan, Wi-Fi
BAST-221CH-B2	BACnet MS/TP Thermostat 2-Heat, 2-Cool, 1-Fan, RH, Wired
BAST-221CH-BW2	BACnet/IP Thermostat 2-Heat, 2-Cool, 1-Fan, RH, Wi-Fi

United States

Contemporary Control
Systems, Inc.

Tel: +1 630 963 7070
Fax: +1 630 963 0109

info@ccontrols.com

China

Contemporary Controls
(Suzhou) Co. Ltd

Tel: +86 512 68095866
Fax: +86 512 68093760

info@ccontrols.com.cn

United Kingdom

Contemporary Controls Ltd

Tel: +44 (0)24 7641 3786
Fax: +44 (0)24 7641 3923

info@ccontrols.co.uk

Germany

Contemporary Controls GmbH

Tel: +49 341 520359 0
Fax: +49 341 520359 16

info@ccontrols.de

www.ccontrols.com