

Datasheet

Issued: May 7, 2019
Edition: V1.0.0



Figure 1. TRAIC Constant Current Module

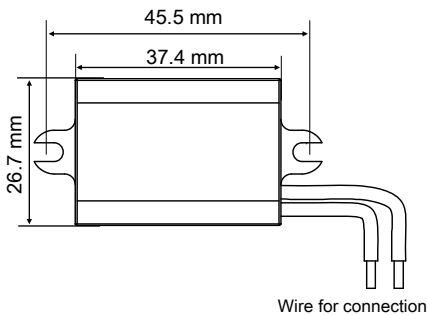


Figure 2. Dimensions - Front View

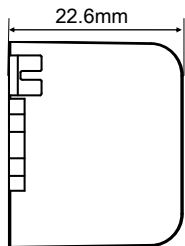


Figure 3. Dimensions - Side View

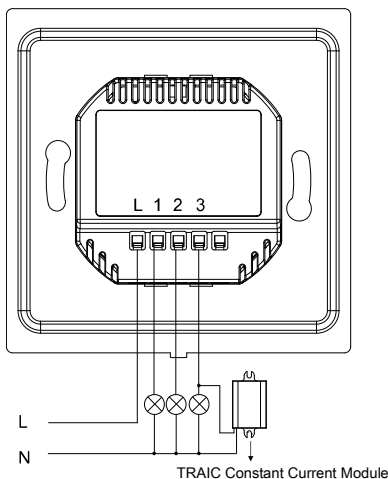


Figure 4. Wiring

Overview

TRAIC Constant Current Module (See Figure 1) provides the minimum current for TRIAC dimmer, eliminates or decreases the glitter of capacitive loads, for example, LED lights, electronic transformers, etc.

Functions

- 1 channel for load
- 22mA constant current
- Work in conjunction with TRIAC dimmer
- Parallel connected when working with the lamp

Important Notes

- Work in conjunction with TRIAC dimmer (Leading Edge Dimmer)
- Work in conjunction with MOSFET dimmer
- Parallel connected with the load
- Multiple TRAIC Constant Current Module can be connected with the load in parallel, which enables amplifying the current of TRIAC dimmer.

Product Information

Dimensions - See Figure 2 - 3

Wiring - See Figure 4

The connection diagram (Figure 4) takes the Wireless Power Interface as an example, The 1CH Constant Current Load connects to the third channel in parallel regardless of polarity.

Safety Precautions

- The installation and commissioning of the device must be carried out by HDL or the organization designated by HDL. For planning and construction of electric installations, the relevant guidelines, regulations and standards of the respective country are to be considered.
- HDL does not take responsibility for all the consequences caused by installation and wire connection that are not in accordance with this document.
- Please do not privately disassemble the device or change components, otherwise it may cause mechanical failure, electric shock, fire or body injury.
- Please resort to our customer service department or designated agencies for maintenance service. The warranty is not applicable for the product fault caused by private disassembly.

Package Contents

HDL-MCR01A.40*1 / Datasheet*1

Technical Data

Basic Parameters	
Input voltage	0~240V AC
Frequency	50-60Hz
Load channel constant current	22mA
External Environment	
Working temperature	-5°C~45°C
Working relative humidity	≤90%
Storage temperature	-20°C~60°C
Storage relative humidity	≤93%
Specifications	
Dimensions	37.4×26.7×22.6(mm)
Net weight	73g
Housing material	ABS
Installation	Fixed with screws
Protection rating (Compliant with EN 60529)	IP20

Name and Content of Hazardous Substances in Products						
Components	Hazardous substances					
	Lead (Pb)	Mercury (Hg)	Cadmium (Cd)	Chromium VI (Cr (VI))	Poly-brominated biphenyls (PBB)	Poly-brominated diphenyl ethers (PBDE)
Plastic	o	o	o	o	o	o
Hardware	o	o	o	o	-	-
Screw	o	o	o	x	-	-
Solder	x	o	o	o	-	-
PCB	x	o	o	o	o	o

The symbol “-” indicates that the hazardous substance is not contained.

The symbol “o” indicates that the content of the hazardous substances in all the homogeneous materials of the component is below the limit requirement specified in the Standard IEC62321-2015.

The symbol “x” indicates that the content of the hazardous substance in at least one of the homogeneous materials of the part exceeds the limit requirement specified in the Standard IEC62321-2015.

Technical support

E-mail: support@hdlautomation.com

Website: <https://www.hdlautomation.com>

©Copyright by HDL Automation Co., Ltd. All rights reserved.
Specifications subject to change without notice.